

GLOBB

— By Stone Designs —



**GLO
BB**

The **Globb** collection encapsulates the organic essence and sinuous lines of an elongated globe. Inspired by its geometry, we have created a series of pieces that capture the beauty of its shape and the lightness of its appearance.

Each seat in the **Globb** collection is meticulously designed to evoke the fluid and harmonious movements that we associate with balloons in their most animated state. What is most remarkable about this collection is its ability to come together and form creative combinations, just like the technique of balloon-flexing. These combinations allow you to customize each space, creating unique designs tailored to different individual needs and preferences. In addition to the main seating pieces, the Globb collection is also available in a variety of colors and shapes.



ACTIU

www.actiu.com

Design goes beyond aesthetics: innovation, space and furniture go hand in hand to create environments that are friendlier, more comfortable and more motivating for people: environments that are more dynamic, fresh, creative, ergonomic and functional.

A business philosophy in which design is part of our DNA, as we apply it to every facet of the company: products, architecture, projects, brand, communication, work spaces ...



Model	Globb · Unit without backrest		
Model reference	Individual model- 1 pax	Twin model - 2 pax	Quadruple model - 4 pax
Model of Backrest	Without backrest		
Internal Structure	Internal structure formed by a wooden box and covered with perimeter foam of 30 kg/m3 density.		
Seat	Seat injected with flexible foam of 28 kg/m3 density on wooden box. Padded with 300 gr. wadding covering the entire seat. Upholstered in easy-clean fabric.		
Structure/Base	Structure made of hot-rolled cylindrical steel tube Ø20mm and e=2 mm. with 90 micron thick epoxy paint coating.		
Supports	Polypropylene (P.P.) black with anti-slip felt.		
Measures	<p>Total Measures: Height: 430 mm Width: 670 mm Depth: 670 mm</p> <p>Seat Measures: Height: 430 mm Width: 670 mm Depth: 670 mm</p>	<p>Total Measures: Height: 430 mm Width: 1345 mm Depth: 670 mm</p> <p>Seat Measures: Height: 430 mm Width: 1345 mm Depth: 670 mm</p>	<p>Total Measures: Height: 430 mm Width: 1205 mm Depth: 1205 mm</p> <p>Seat Measures: Height: 430 mm Width: 1205 mm Depth: 1205 mm</p>




Model	Globb · Unit with backrest		
Model reference	Individual model- 1 pax	Twin model - 2 pax	Quadruple model - 4 pax
Model of Backrest	With backrest		
Internal Structure	Internal structure formed by a wooden box and covered with perimeter foam of 30 kg/m3 density.		
Respaldo	Steel tube structure Ø22x2 mm with 30 Kg/m2 glued foam. Padded with 300 gr. wadding covering the entire backrest. Upholstered in easy-clean fabric.		
Seat	Seat injected with flexible foam of 28 kg/m3 density on wooden box. Padded with 300 gr. wadding covering the entire seat. Upholstered in easy-clean fabric.		
Structure/Base	Structure made of hot-rolled cylindrical steel tube Ø20mm and e=2 mm. with 90 micron thick epoxy paint coating.		
Supports	Polypropylene (P.P.) black with anti-slip felt.		
Measures	<p>Total Measures: Height: 685 mm Width: 670 mm Depth: 690 mm</p> <p>Seat Measures: Height: 430 mm Width: 670 mm Depth: 670 mm</p>	<p>Total Measures: Height: 685 mm Width: 1345 mm Depth: 690 mm</p> <p>Seat Measures: Height: 430 mm Width: 1345 mm Depth: 670 mm</p>	<p>Total Measures: Height: 685 mm Width: 1205 mm Depth: 1205 mm</p> <p>Seat Measures: Height: 430 mm Width: 1205 mm Depth: 1205 mm</p>



Models	Globb - Coffee table
Structure	Structure made of hot-rolled cylindrical steel tube Ø20mm and e=2 mm with epoxy paint coating 90 microns thick.
Technical characteristics	Bottom surface of MFC, chipboard with melamine surface in the same finish as the Structure with a thickness of 19 mm. White melamine finish when the Structure is white and black anti-fingerprint melamine finish when the Structure is black.
Base	Polypropylene (P.P.) black with anti-slip felt.
Supports	
Surfaces	Top surface of MFC, chipboard with melamine surface in different finishes with a thickness of 19 mm.
Technical characteristics	
Measures	<p>Total Measures: Height: 380 mm Width: 630 mm Depth: 630 mm</p>
Measures	

Structure

Steel




Fabrics

Fabric BV




Fabric CM



Fabric FA



Fabric Chili / AC




Fabric Velvety FR / BE



Fabric Steelcut Trio 3 / FS



Fabric Hallingdal 65 / FH



Fabric BC




Fabric AD

Fabric AM




Fabric Moss / AP



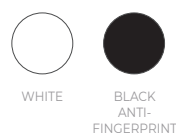
COFFEE TABLE

Structure

Steel



MFC



Surfaces

MFC



Weight and Volume // Ecodesign

GLOBB								
MODEL	Packs	Weight	Volume	Materials Recycled materials	Production Aluminium, steel and wood	Transport Package and thinner free	Use To clean and maintain	Disposal Recyclable materials
	1	12,20 kg	0,353 m ³	High	100%	100%	Very Easy	Alto
	1	22,55 kg	0,698 m ³	High	100%	100%	Very Easy	Alto
	1	41,11 kg	1,134 m ³	High	100%	100%	Very Easy	Alto
	1	17,05 kg	0,353 m ³	High	100%	100%	Very Easy	Alto
	1	29,15 kg	0,698 m ³	High	100%	100%	Very Easy	Alto
	1	47,71 kg	1,134 m ³	High	100%	100%	Very Easy	Alto
	1	12,22 kg	0,346 m ³	High	100%	100%	Very Easy	Alto

Materials: Maximum use of materials to eliminate and minimize scraps. Use of recyclable and recycled materials in those components that do not affect the functionality and durability.
Production: Maximum optimization of energy use. Minimal environmental impact. Last generation technological systems. Zero discharge of wastewater. No VOC coatings. Processes free of heavy metals, phosphates, OC and COD.
Transport: Detachable systems. Volumes that facilitate the optimization of space. Maximum reduction of energy consumption by transport.
Use: Quality and warranty. Long lasting. Replacements available.
Disposal: Waste reduction. Supplier-manufacturer packaging reuse system. Components are easy to be separated. Inks in packaging are water-based, without solvents.

Standards

GLOBB has passed tests done in our technical department as well as the tests done in AIDIMME the Technological Institute for furniture. The tests correspond to:

Standard	Description
UNE-EN 16139:2013vc2015	Furniture. Strength, durability and safety. Requirements for non-domestic seating.

Certificates

The different programmes get points in different environmental categories to get the LEED certificate or WELL certificate (sustainability, material and resources, water, energy and atmosphere, inner environment quality, innovation and design).



Awards

