

Steelcase®

Steelcase

# Leap



---

3 Meet Leap

---

8 Seating Study

---

10 Movement

---

16 Sustainability

---

18 Specification

---

22 The Steelcase Seating Difference

# Meet Leap





# Legacy of Distinction

---

Since its launch in 1999, Leap revolutionized the way we sit and work. Its influence spread beyond the workspace, and even after three decades, it continues to inspire the creation of task chairs today.

**Most Innovative Design Award**  
NeoCon

**Editor's Choice Award**  
NeoCon

**Best of NeoCon Gold Award:**  
**Desk, Workstation, Task Seating**  
NeoCon

**Grand Prize, Workplace Productivity**  
Innovative Award


**Best Overall Desk Chair**  
Wall Street Journal

**Red Dot Design Award**  
Award winner



# Legacy of Distinction

## The Leap chair: As seen on TV



If you watched the Michigan Republican presidential debate in January, you may have recognized the candidates' seating.

## Steelcase's new Leap™ chair is popping up on prime time TV!

Seven Leap stools were used onstage in the televised Michigan Republican presidential debate, held on Jan. 10 at Calvin College in Grand Rapids. Each of the six Republican candidates and the debate's moderator, Tim Russert of *Meet the Press*, sat in a Leap stool. The stool is a Leap chair with a higher cylinder (22 to 30 inches) and a foot ring. It's been available to customers since August.

The Leap chair has also made its comedy debut on the popular FOX show, *Ally McBeal*. The show's production designer saw a magazine ad for Leap and decided the chair would fit perfectly on the show's set, an upscale law firm in Boston. As a result, Ally, her boss and her secretary are sitting in Leap chairs this season.

"This will be great exposure for Steelcase," says Jon Melser, a Steelcase market manager in Los Angeles.



Rest assured, no snow jaguar was sacrificed to produce this chair. Just a few researchers' evenings and weekends. Happily, their sacrifices paid off. With a new technology (protected by 23 patents), a new chair and a healthier way to sit.

For more Leap™, call 8

## Leaping ahead with a new chair

Steelcase has introduced some extraordinary products in the past, but with Leap™, the company may have achieved a once-in-a-lifetime breakthrough.

Leap is a new seating technology aimed at addressing back pain and worker productivity among today's office workers.

According to the Occupational Safety and Health Administration, back pain is a disability that currently costs employers \$20 billion in workers' compensation costs annually. It ranks second only to the common cold as a cause for worker absenteeism, and it accounts for more than 40 percent of all occupational injuries in the U.S. The result? Days away

from work. Now, the product of that research has become a reality – the Chair Plant will begin full production of Leap in August. More than 25,000 chairs will be shipped to dealers who have already committed to buy them – without even waiting for customer orders! They're convinced Leap will be a hit, and they want to be ready.

### What makes Leap special?

Leap is the first chair to conform to each individual's unique spinal motion. It provides independent controls for the upper and lower back, which move in different directions when a person changes positions.

"The spine wants to move in ways that today's chairs don't allow," says Nore Palacios, Steelcase's ergonomic specialist. "So we developed a 'leap' in technology that lets people sit properly and move naturally while sitting, providing appropriate support to the upper and lower back at all times. Leap provides a healthier way to sit."

Ken Timeling, product manager for Leap, says that Leap's technology incorporates features found

in no other chair today. "We're changing the way chairs are designed in the future," he says. "And we're changing the market's expectations for how a chair should perform."

Our marketing team reports that early response from selected customers, architects and designers has been fantastic.

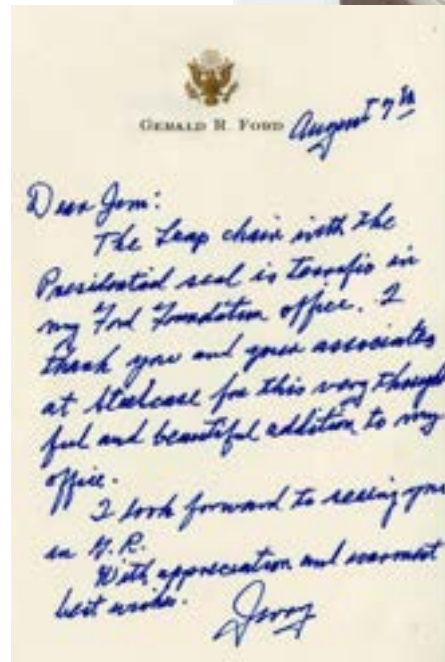
## NeoCon praise and prizes

More than 40,000 people attended NeoCon '99, our industry's largest trade show, held in Chicago, June 7-8. Most of them made their way to the Steelcase showroom to see our new seating products and the latest generation of Pathways™.

The Steelcase family of companies won nine awards in the "Best of NeoCon" competition.

- Leap™: "Editor's Choice" award, one of two top awards; one of five "Most Innovative" products; Gold award in the desk/task chairs category
- Turnstone™: Gold awards for the New desk and the Sweeper chair
- Brayton International: Gold award for the L'Amisole chair
- J.M. Lynne Co.: Gold award for wall treatments
- Steelcase Wood: Silver award for "Hatchback", an addition to the Relevant™ line
- Metro: Silver award for "Detour" products

The Steelcase Wood showroom also won the "Creative Excellence" award in a separate competition.



# Designed with Intent



*"The Leap chair was the first chair that addressed the needs of the modern workplace and moved the way the user moved. Leap's changed the way chairs are designed and evaluated forever, that's its legacy."*

Steelcase Leap Product Manager

*"The spine wants to move in ways that today's chairs don't allow, so we developed a 'leap' in technology that lets people sit properly and move naturally while sitting, providing appropriate support to the upper and lower back at all times."*

Steelcase Ergonomic Specialist

Leap's market leading technology was honed by scientific insights, design and engineering innovations and digital simulations.



# Steelcase Motion Study

At Steelcase we constantly invest in user research as part of our product design process. Leap was inspired discoveries revealed in a unique global medical research project, the **Steelcase Motion Study**.

The study spanned over four years and involved over 700 users, conducted in collaboration with esteemed institutions such as the Technical University of Denmark, Michigan State University, and the University of Vermont Back Research Centre. The three pivotal findings in human movement, ergonomics, and user needs became our rule book for designing the Leap chair (and every Steelcase chair since):



**Your spine doesn't move as a single unit.**

As you change posture, the upper and lower regions of the spine move independently, not as a single unit. When the top of the spine leans backward, the bottom arches forward.



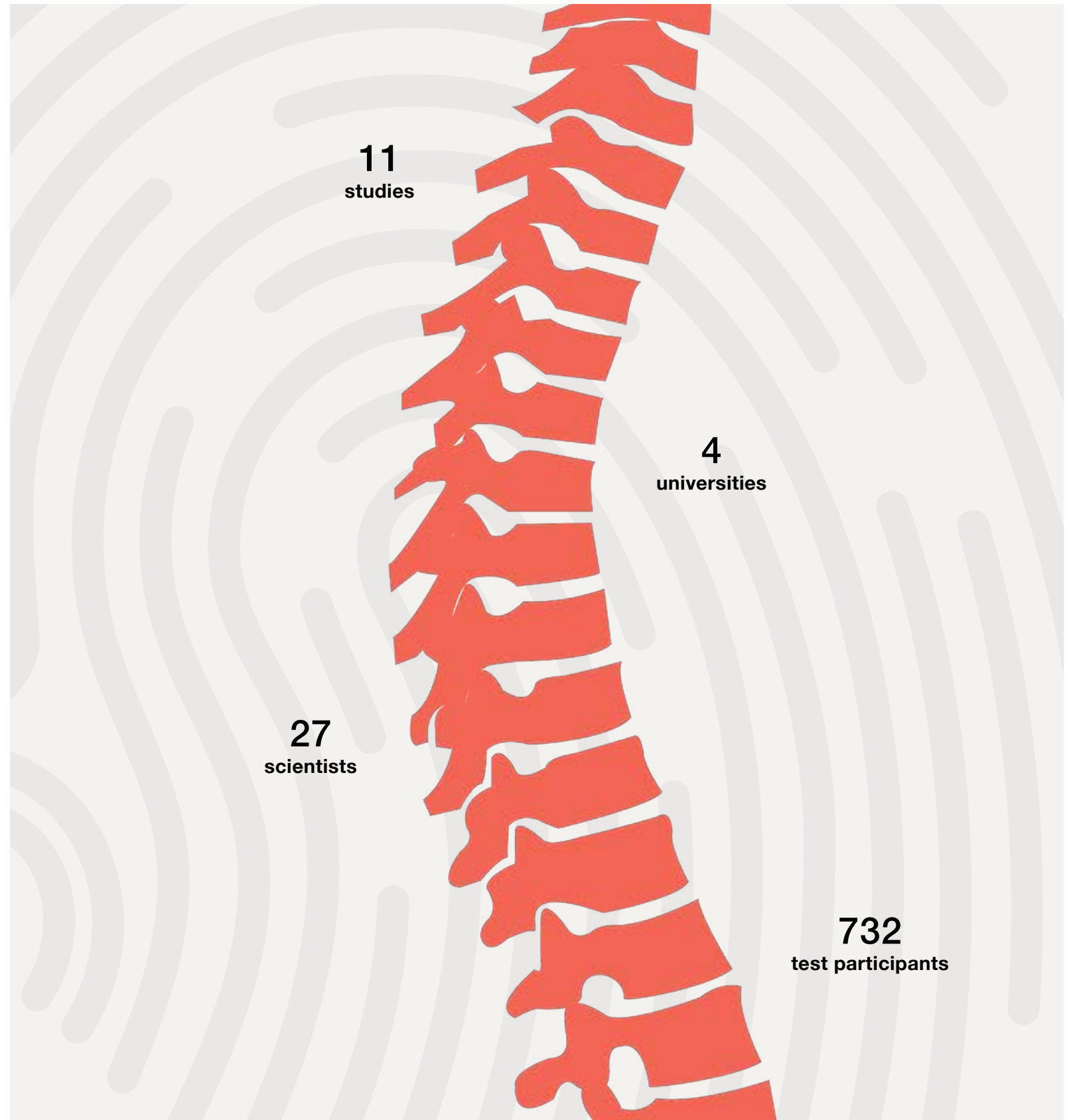
**Each individual spinal motion is unique.**

Each of us has unique spinal motion, a 'spine print' that's as individual as a fingerprint, and changes as our posture varies throughout the day.



**The lumbar and thoracic areas of the back require different amounts and kinds of support.**

Our need for upper back support increases when we recline, but our lower spine requirements remain more or less the same.





---

The results of the Steelcase Motion Study led to breakthroughs in the way we create chairs. We knew that one size couldn't fit everyone; that everyone's back and spine required unique support. So how did we design one chair that supports an infinite variety of spines whose needs for support are forever changing? By designing a chair whose back is as alive as your own.

**MEET LIVEBACK®, PROPRIETARY STEELCASE TECHNOLOGY, ENGINEERED FOR YOU.**

A singular technology that intuitively adapts and adjusts to anyone, no matter how they move in the course of a day, a week, or a year. When you recline in a chair, your upper and lower back want to move in opposite directions. Anticipating this, Leap's upper and lower backrests function independently, just like your back does, so no matter how you sit, your back doesn't have to lose contact with the chair. It provides support (for stability) and unrestricted movement (to reduce stress on the spine) at the same time.



# Natural Glide System™



---

Even when you sit all day, you don't sit still. Nor should you.

When you recline in Leap, the seat glides forward, so you can recline without leaving your "Vision and Reach Zone." This patented design, called the **Natural Glide System™**, is so fluid it actually encourages greater motion. And with the Natural Glide System the chair's seat doesn't rise as you recline. This encourages more varied postures so there's less static load on the spine and means no added pressure on the back of your legs.

# Absolute Adjustability



## **LOWER BACK FIRMNESS**

Provides the right amount of constant force to ensure the proper lumbar curve, which reduces unhealthy slouching.

## **UPPER BACK FORCE**

Provides increasing amounts of force as you recline for total support, giving each person, regardless of size, the right amount of "push back."

## **BACK STOP**

Sets the recline angle by rotating the paddle to any of five positions. When the paddle is horizontal, the back will allow you to fully recline.

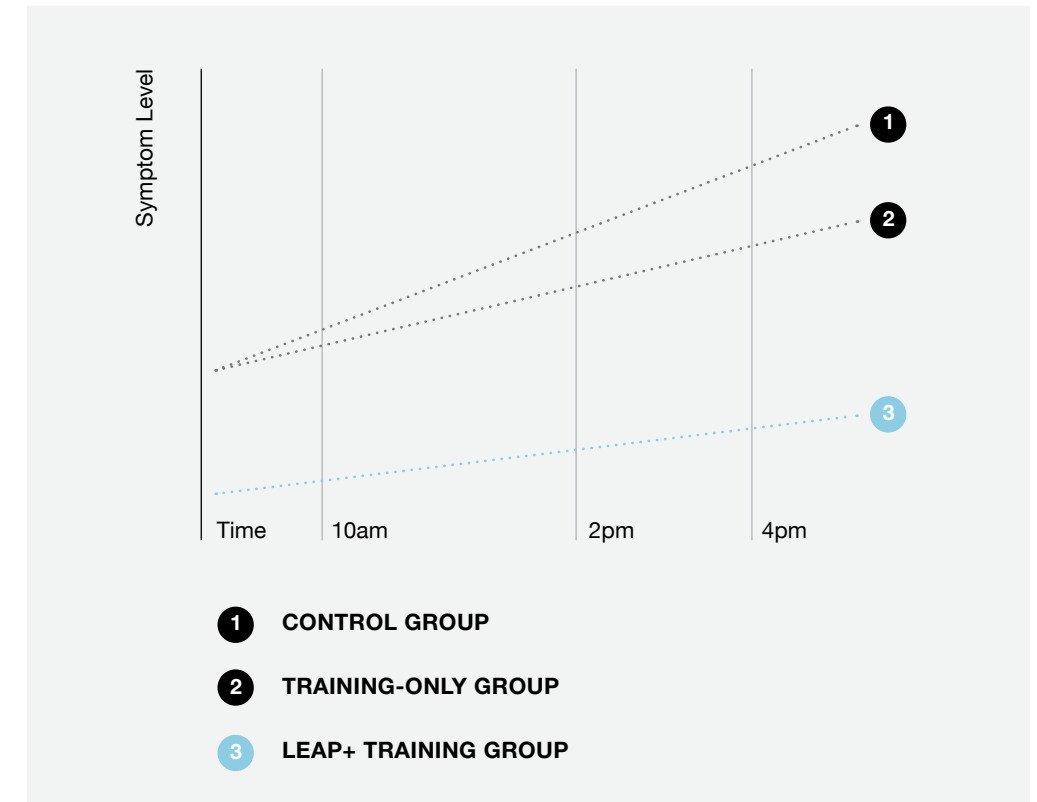
The accessible large font and tactile braille labels for the controls were developed in cooperation with the Michigan Association for the Blind and Visually Impaired.

# Enhanced Productivity

Leap’s proprietary technology made it a market leader for productivity in the workplace. Findings from an independent study, the Leap Productivity and Health Impact Study, showed a significant increase in productivity from users who were given the ergonomic task chair and ergonomic training alongside measurable reductions in discomfort over the working day.



MUSCULOSKELETAL SYMPTOM GROWTH OVER TIME (FOR THE PUBLIC SECTOR COMPANY)



At the turn of the millennium technology had become a common work tool, changing the way people worked. Independent researchers, wanting to understand these new ways of working and know if there was a link behind comfort and productivity in the modern office, designed a one-year field study with over 200 participants across multiple offices.

Researchers observed three groups: a control group using existing equipment, a group using existing equipment with ergonomic training, and a final group with the Leap chair and ergonomic training. What they found was that participants in the latter group demonstrated significantly lower musculoskeletal symptoms – in other words they were more comfortable. In addition, the study showed that these same participants experienced a substantial increase in productivity, with average productivity gains of 17.8% per employee.

▲  
17.8%

# 4D Arms



---

Perfecting the balance between comfort and productivity, Leap effortlessly adapts to your posture to ensure you stay connected to your workspace. Fixed arm positioning ensure that your arms remain parallel to your desktop whatever position or recline you are in and, paired with multidimension arm pads, they'll always be comfortable.

## 4D ARMS

Telescope, pivot, move forward and backward and adjust up and down so users can find a natural position that comfortably supports the wrists, forearms, shoulders and neck.



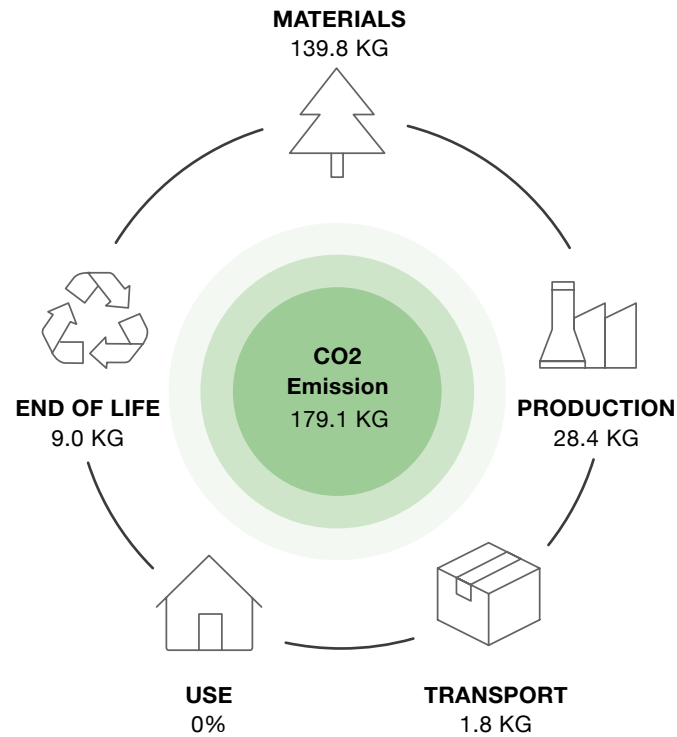
**PASSIVE SEAT EDGE**

Eases pressure on thighs and widens the angle between legs and torso without users feeling like they're sliding out of their chair.

**ADJUSTABLE SEAT DEPTH**

People don't fit neatly into three average sizes. Leg and torso lengths can vary independent of a person's overall height. Adjustable seat depth accommodates different body shapes for long-term comfort.

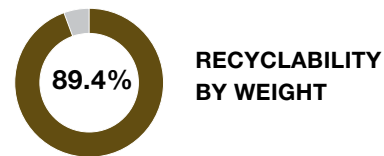
# Life Cycle Assessment



We create products that are good for people, and good for the world. Our products and operations are designed around a commitment to reduce climate change, reinforced by sustainable practices across our value chain.

Our Sustainable Design framework ensures our products are designed with consideration of life cycle thinking and cradle-to-cradle principles:

- Source materials responsibly
- Minimize global warming and other life cycle impacts
- Ensure material health
- Enable end-of-use strategies



## MATERIALS AND PRODUCTION

Manufactured with high content of recycled materials and uses a minimum number of materials and components for sustainable manufacturing. Designed to be made with minimal waste, energy consumption and environmental impact.

## TRANSPORT

Made and transported in Asia for the Asia Pacific market, with minimized packaging volume to reduce energy for shipping.

## USE

Designed for long product lifestyle with supporting warranty. Tested on indoor air quality and achieved Indoor Advantage™ Gold certification.

## END OF LIFE

Product is 90% recyclable and packaging is 100% recyclable.

# Better Materials

Overtime Leap has been enhanced, considering production and material choices – eliminating PTFE, adding aluminum and post-industrial glass-filled nylon, increasing recycled content and reducing weight.



## Product Composition

Material	Weight (kg)	Weight (%)	Resource Type
Steel	12.870	47.30	Recycled, virgin non-renewable
Aluminium	2.805	10.30	Recycled, virgin non-renewable
Polyoxymethylene (POM)	0.746	2.70	Virgin non-renewable
Polypropylene (PP)	3.444	12.60	Virgin non-renewable
Nylon (PA6 and PA66)	3.888	14.20	Recycled, virgin non-renewable
Polyurethane (PU)	2.799	10.30	Virgin non-renewable
Other	0.678	2.50	
<b>Total</b>	<b>27.231</b>	<b>100</b>	



**LEAP IS ALSO PERFORMANCE TESTED AND CERTIFIED TO ALL MOST STRINGENT APAC TEST STANDARDS INCLUDING:**

- Declare
- AFRDI Blue Tick
- AFRDI Green Tick
- SCS Indoor Advantage Gold – Furniture
- Environmental Product Declaration (EPD) by NSF

# Features + Adjustability



Upholstery on Back and Seat with HYPD Arms



3D Knit Back Upholstery on Seat with HYPD Arms



Upholstery on Back and Seat with Headrest with HYPD Arms



3D Knit on Back Upholstery on Seat with Headrest with HYPD Arms

## DIMENSIONS

(Dimensions are measured with BIFMA CMD)

	Chair
Overall Depth	553mm to 629mm
Overall Width	686mm
Overall Height	972mm to 1099mm
Seat Depth	401mm to 477mm
Seat Width	489mm
Seat Height	394mm to 521mm
Lumbar Height from Seat	134mm to 261mm
Arm Height from Seat	178mm to 280mm
Distance b/w Armrests	324mm to 508mm
Armcap Pivot Range	30° inward 30° outward
Armcap Depth	77mm



### BACK SUPPORT

Our first chair designed with LiveBack technology which allows the back to contour and adapt to mimic and support the natural movement of your spine.



### MANUAL ADJUSTMENTS

A manually adjustable chair gives you the total control over the adjustments to dial-in level of resistance you feel in the backrest



### FULLY ADJUSTABLE ARMS

Standard 4-dimensional arm support adjusts to preferred height, width, depth and pivot



### LUMBAR SUPPORT

Includes standard height-adjustable lumbar and a lower back firmness dial that lets you adjust the amount of firmness you feel in your lower back for additional support.




### SEAT ERGONOMIC

Seat includes flexible edges that offer a bit of a bend, right where you need it –providing a pressure-free sit and supporting different sitting styles.



### RECLINE ADJUSTMENTS

Recline range includes full recline with four recline angle stop settings and an upright back lock



### ADJUSTABLE HEADREST

Adjustments are labeled in English and Braille for ease of use.

# Surface Materials









## FRAME/BASE/ARM

### PAINTED (NEUTRAL)

Black	
Platinum Metallic	









### BACK AND SEAT

#### OTTO (PG1)








K601 Peacock		K606 Coral		K611 Bluestone	
K602 Lizard		K607 Saffron		K612 Smoke	
K603 Olive		K608 Merlot		K613 Iron	
K604 Grass		K609 Aubergine		K614 Ash	
K605 Honey		K610 Lagoon		K615 Charcoal	


## BACK AND SEAT

### MEDLEY

60003 Grey		63017 Orange Mix		67006 Sky Blue	
60004 Pepper		64019 Red		67053 Water Blue	
60167 Grey Brown		64125 Dark Pink		67054 Dark Green	
60999 Pepper Black		66008 Light Grey			
61002 Beige		66010 Blue			
62002 Mustard Yellow		66144 Denim			






### ERA (PG2)

5ER0 Cobalt		5ES4 Sprout		5ET7 Ocean	
5ER2 Blue Nickel		5ES5 Blue Mint		5ET8 Stone	
5ER3 Pistachio		5ES7 Night Owl		5ET9 Slate	
5ER6 Truffle		5ET1 Peach		5EU1 Pink	
5ER7 Saffron		5ET2 Cherry		5EU2 Electric Indigo	
5ER8 Pink Lemonade		5ET3 Fresh Green		5EU3 Green Citrine	
5ER9 Onyx		5ET4 Jade		5EU4 Storm Cloud	
5ES0 Scarlet		5ET5 Sky			
5ES3 Persimmon		5ET6 Cloud			



Light and expressive colors inspired by natural elements create a sense of comfort at work.

Warmer neutrals and more vibrant colors inspired by biophilia create environments that intersect with nature and provide a sense of wellbeing.



# The Steelcase Seating Difference

---

It's about more than a chair for us. It's our deep understanding of people, how they work, how they move and feel and what they need while they work. Our insights inspire new seating solutions, expressed with uncompromising quality, craftsmanship and sustainability.



**Steelcase**<sup>®</sup>  
steelcase.asia

AP2331E © 2023 Steelcase Inc. All rights reserved.  
All specifications subject to change without notice. Trademarks used  
herein are Property of Steelcase Inc. or of their respective owners.