

Dancing Wall

Stephan Hürlemann, 2018



Dancing Wall

Many companies adapt to the increasingly unpredictable changes in their markets by creating agile organisational structures. To facilitate this, they require office furnishings that can be easily reconfigured – if possible by the users themselves. Dancing Wall is a solution for these new working environments.

The basic function of Dancing Wall is that of a mobile partition that can be used to flexibly divide offices into zones, while providing vertical work space. It consists of a metal frame, which can be equipped in various configurations: as a bookshelf, TV unit, cloakroom, plant wall, or as a room divider with removable whiteboards and pin boards. The design also allows for the integration of power cables and functional accessories, which can be custom specified to suit the company's needs.

Clad with solid wood panels, the base of the Dancing Wall carries sufficient weight to be extremely stable despite the short length of the lateral castor extensions, while remaining easy to move around.

Diverse combinations of different Dancing Walls can create countless office layouts and work situations, and be spontaneously adapted to changes in team size or room function – without renovation, without a fitter. Thanks to this modularity, Dancing Wall is perfectly in tune with the changing requirements of the modern working world.



Stephan Hürlemann

Stephan Hürlemann is a Swiss architect and designer with an independent studio in Zurich. He designs and develops interiors, furniture, products and installations for international clients. He has worked together with Vitra since 2017.

1	Dancing Wall	4-5	Product configurations	10-11	Colours and materials
2-3	Elements	6-7	Practical applications	12	Dimensions
		8-9	Agile and multifunctional		

ELEMENTS

Accessories, such as coat rails, various shelves or a screen mount can be fitted without tools, adding to Dancing Wall's flexible versatility.



Frame

- 1. Dancing Wall frame
- 2. Coat rail
- 3. Asymmetrical shelf, short
- 4. Asymmetrical shelf, long
- 5. Symmetrical shelf
- 6. Book holder, high
- 7. Book holder, low
- 8. Book holder, small
- 9. Monitor mount
- 10. Cable tray

Electrification

- 11. Current DWA electrification
- 12. Fabric panel
- 13. Whiteboard
- 14. Wall rail 85 cm
- 15. Wall rail 170 cm
- 16. Flipchart holder






Dancing Wall on castors is fitted with a coat rail and a shelf to form a coat rack; configured with multiple shelves, it is a mobile shelf unit.




Short and long asymmetrical shelves – based on their depth – are available for single-sided use. The 'back' can be fitted with fabric-covered pinboards, transforming Dancing Wall into a partition element – equipped with a monitor mount and cable tray, it becomes a flexible multimedia tool for the office.



A wall rail supports pinboards and whiteboards – for added display options and as a storage place when they are not in use.



Configured with symmetrical shelves, Dancing Wall can be used on both sides. A cable tray and socket strip provide power connections for the shelf unit.



Dancing Wall with a monitor can additionally be fitted with pinboards or whiteboards for presentations and brainstorming sessions, as well as for use as a visual and acoustic partition screen.



Plants have been proven to have a positive effect on people in office environments. Used in Dancing Wall, they provide a decorative element, and serve as partitions or visual and acoustic screens.



Shelf unit for work utensils, partition, whiteboard and acoustic pinboards – also for use on wall rails.



Spatial definition of work areas; multi-purpose configuration, easily and flexibly adapted to new requirements.



For presentations in meeting rooms; decorative plant wall for visual and acoustic screen – also generates positive atmosphere.



Storage area, display surface, coat rack and visual screen in reception and lounge area.



Auditorium-style enclosed presentation area, which can be created quickly and easily as required.




Agile and intuitive amenities for teams and workshops.

Diverse combinations of different Dancing Walls can create countless office layouts and work situations, and be spontaneously adapted to changes in team size or room function – without the need for interior renovations or professional fitters. Thanks to this modularity, Dancing Wall is perfectly in tune with the changing requirements of agile work environments.


vitra.




COLOURS AND MATERIALS



30
basic dark
powder-coated
(smooth)



72
Natural spruce



52
soft light
powder-coated
(smooth)




70
solid natural
oak, oiled

Frame

Base board

Plano Home/Office, F30



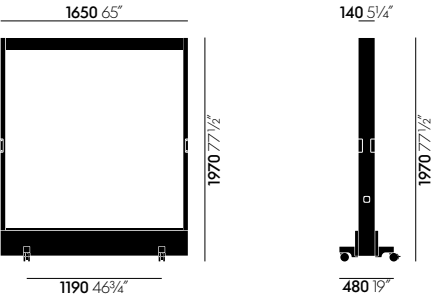
Plano is a robust plain weave with a flat, even texture. The wide palette of duotones with new, delicate washed-out shades includes many relatively neutral hues, a good number of which are coordinated with the Hopsak colour range. Thanks to its durability and longevity, Plano is also an ideal choice for office furnishings.

Plano is available in 39 colours.

Material	100% polyester
Weight	265 g/m ² (7.8 oz/y ²)
Width	142 cm +/- 2 cm (56")
Abrasion resistance	80,000 Martindale
Fastness to light	Type 6
Pilling	Grade 4-5
Fastness to rubbing	Grade 4-5 dry and wet

 05 cream white/ sierra grey	 34 grass green/ forest	 40 coconut/forest	 81 blue/coconut	 19 sierra grey	 73 nero/coconut
 18 light grey/sierra grey	 61 classic green/ cognac	 52 mint/forest	 13 nero/ice blue	 74 sierra grey/nero	 66 nero
 39 yellow/pastel green	 41 classic green/ forest	 43 petrol/nero	 86 dark blue/brown	 69 dark grey	 54 brown
 68 avocado	 17 forest/sierra grey	 12 light grey/ ice blue	 87 nero/cream white	 62 dark grey/nero	 75 marron/nero
 11 marron/cognac	 72 poppy red	 84 poppy red/ champagne			
 67 cognac	 07 orange	 15 pink/sierra grey	 99 cognac/ parchment		
 98 dark red/nero	 96 red/cognac	 16 dark red/ ice blue	 20 tobacco/ cream white		
 97 red/coconut	 63 red/poppy red	 80 coffee	 03 parchment/ cream white		

DIMENSIONS



Dancing Wall

.....