

■ ■ ■ ■  
Marina







Marina's poised aesthetic  
with svelte legs and gentle  
curved edges converge to  
create a beautifully refined  
working environment with  
a common design story.



### **Creative Space**

Marina creates infinite possibilities with one core structure and a variety of interchangeable elements that address a workplace's evolving functional and emotional needs, and stimulates rich, effective workspaces.



## Multifunctional Space

Compatible with a range of worktops, panel solutions and accessories, Marina is designed to meet the flexible culture of today's work environments offering multifunctional solutions to suit concentration and collaboration spaces.









## Executive Space

Marina's refined elegance can be applied to executive offices and reception areas with a flexible array of work and table tops, including natural timber veneer or laminate.







## Meeting Space

Through innovative design and engineering, Marina's svelte profile is also available for meeting and conference environments in various shapes, and lengths of up to three metres, still with only four, beautifully refined legs.




## Marina Specifications

Marina is a lightweight design that minimises material. It is modular for easy reconfiguration and low consumption churn. A typical 120-degree configuration will achieve the maximum 7 Credits for Green Star Office Interiors MAT-1 Workstation.

Marina features polished or powder coated aluminium height-adjustable legs with a total height adjustment range of 675mm to 750mm. Marina tops are available in natural timber veneer or laminate.

Marina Specifications

frame finish\_ polished or powdercoated aluminium | tops\_ natural timber veneer or laminate



1200/1350/1500

750

1650/1800/2100/2400

750


1200/1350/1500

800

1650/1800/2100/2400

800

LINEAR DESK



600/750/800/900

600

1050/1200/1350/1500

600

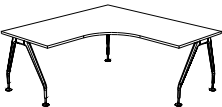
600/750/800/900

700

1050/1200/1350/1500

700

DESK RETURN



1500/1800/2100/2400

1500

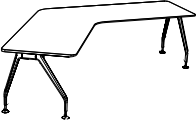
600  
750  
800

1500/1800/2100/2400

1800

600  
750  
800

90° WORKSTATIONS



1200/1350/1500/1650/1800

600

1200/1350/1500/1650/1800

750

1200/1350/1500/1650/1800


800


120° WORKSTATIONS



900/1050/1200/1500/1800


CIRCULAR MEETING TABLES





CASTORS

optional 80mm castors for mobile tables and circular meeting tables




1800/2100/2400/2700/3000

900

1800/2100/2400/2700/3000

1000

RECTILINEAR MEETING TABLES TYPE M1




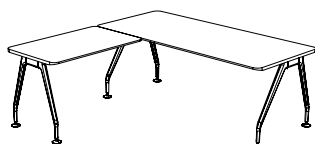

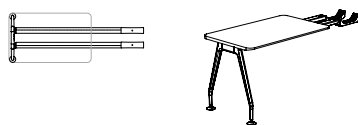
2400/3000 /3600

1200

2400/3000 /3600


1500

RECTILINEAR MEETING TABLES TYPE M2

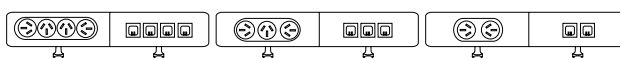


DESK RETURN - FIXED

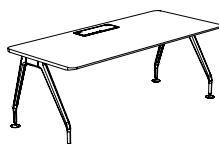
extended beams with beam clamp set that connects the return top to the desk beams (eliminates end leg set)



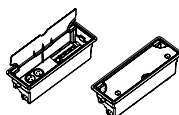
DESKTOP SERVICES OPTIONS | STANDARD SERVICE RAILS



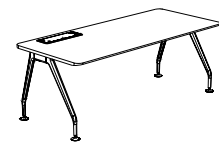
standard service rails - mount to rear of desktop  
available with either 2 3 or 4 power outlets plus 2 3 or 4 voice data points



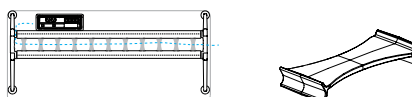
DESKTOP SERVICES OPTIONS | POWER/DATA SERVICE BOX



power/data service box - inserts into desktop  
available with either 2 or 4 power outlets plus 3 or 4 data voice/data points

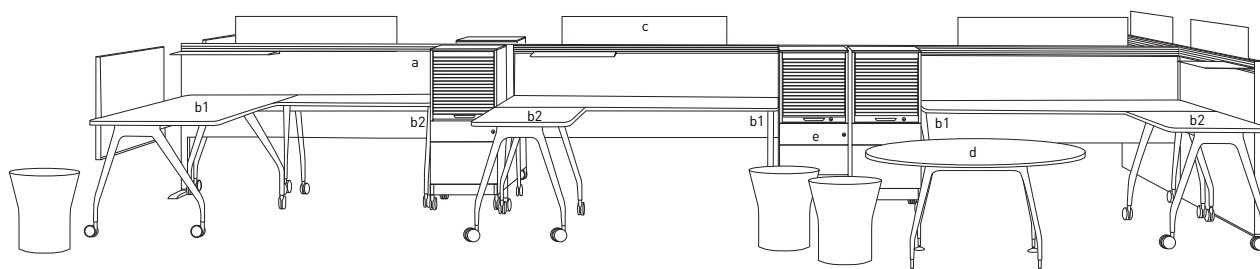


CABLE ROUTING



optional duct slats clip in between the support beams to form a large capacity duct through which cables are discreetly routed to the desktop outlet module

## Marina Layouts



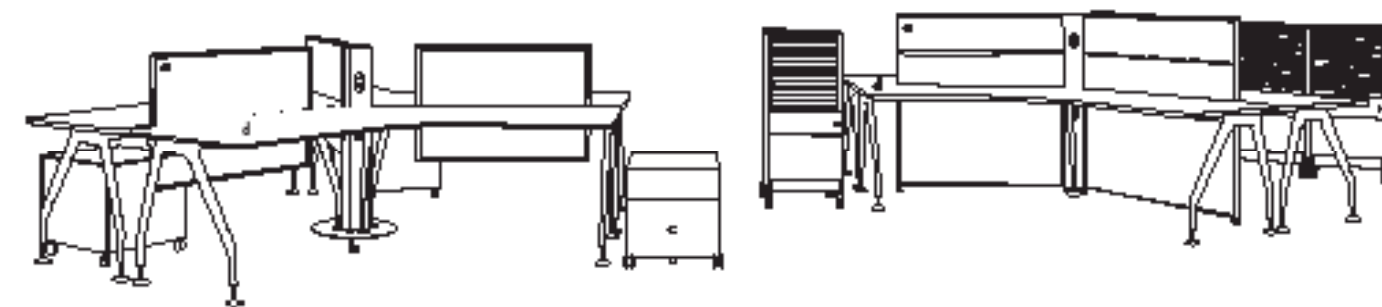
a   system 45 panel	
width	2400
height	650

b   linear worktops		
	b1	b2
length	1900	1100
width	800	600
height	720	720

c   add on screen	
width	1200
height	250
colour	perspex

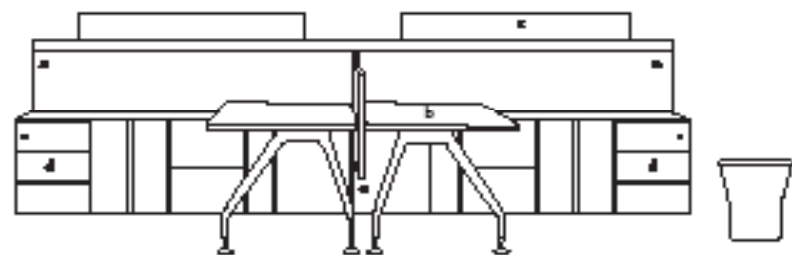
d   circular meeting table	
width	900Ø
height	675-750 adjustable

e   qed tall boy storage unit	
width	460
height	1100
depth	450
type	mobile
colour	neon



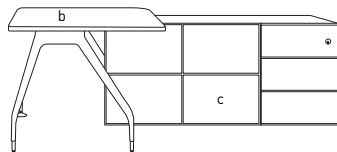
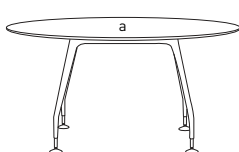
<b>a   system 30-panel</b>		<b>b   technology column</b>		<b>c   pedestal 2-draw pedestal</b>		<b>d   120° articulation</b>		<b>e   system 30-panel</b>	
width	1500	height	1000	width	620	width	600	width	1500
height	600	type	100° technology column	height	500	height	490-710 adjustable	height	600
		articulating base		depth	400	length	1000		
		colour	black	colour	black				

**PAGE 4-5** klöber metric 665



<b>a   system 30-panel</b>		<b>b   linear desk</b>		<b>c   add-on screen</b>		<b>d   credenza unit</b>		<b>e   system 30-panel</b>	
width	1500	length	2400	width	600	length	1500	width	1500
height	1000	width	900	height	500	height	650	height	600
		height	490-710 adjustable	colour	metallic or white	depth	500		
						colour	black powdercoat		

**PAGE 6-7** klöber liberty metric 665



<b>a   circular meeting table</b>	
width	1500Ø
height	675-750 adjustable

<b>b   linear desk</b>	
length	2400
width	900
height	675-750 adjustable

<b>c   credenza unit</b>	
length	1500
height	650
depth	500
colour	black powdercoat

<b>a   rectangular meeting table</b>	
length	3000
width	1500
height	675 - 750 adjustable

**Melbourne Head Office**  
Schiavello (Vic) Pty Ltd  
1 Sharps Road  
Tullamarine VIC Australia 3043  
T: 61) 3 9330 8888  
F: 61) 3 9330 8899

**Melbourne Showroom**  
Schiavello (Vic) Pty Ltd  
31-49 Queensbridge Street  
Southbank VIC Australia 3006  
T: 61) 3 9674 1500  
F: 61) 3 9674 1650

**Adelaide**  
Schiavello (SA) Pty Ltd  
Ground Floor, 101 Currie Street  
Adelaide SA Australia 5000  
T: 08) 8112 2300  
F: 08) 8231 1419

**Brisbane**  
Schiavello (Qld) Pty Ltd  
265 Coronation Drive  
Milton QLD Australia 4064  
T: 07) 3368 3388  
F: 07) 3368 2125

**Canberra**  
Schiavello (ACT) Pty Ltd  
2-6 Collie Street  
Fyshwick ACT Australia 2609  
T: 02) 6124 0500  
F: 02) 6280 4370

**Perth**  
Schiavello (WA) Pty Ltd  
1315 Hay Street  
West Perth WA Australia 6005  
T: 08) 9420 6588  
F: 08) 9322 1337

**Sydney**  
Schiavello (NSW) Pty Ltd  
69 Campbell Street  
Surry Hills NSW Australia 2010  
T: 02) 9211 3311  
F: 02) 9212 3788

**Japan**  
Schiavello Japan Limited  
Toranomon Marine Building 1F,  
3-18-19, Toranomon Minato-Ku  
Tokyo 105-0001, Japan  
T: 81) 3-5402 7541  
F: 81) 3-5402 7542

**Middle East**  
Schiavello Project Solutions  
Festival Tower  
Office Suite 504  
Dubai Festival City, Dubai  
United Arab Emirates  
T: 971 4 363 5350  
F: 971 4 363 5351

**Singapore**  
Schiavello Singapore Pte Ltd  
No.1 Magazine Road  
#01-05 Central Mall  
Singapore 059567  
T: 65) 6533 8011  
F: 65) 6533 2811

[www.schiavello.com/marina](http://www.schiavello.com/marina)  
SCH/M03-A

Schiavello Group Pty Ltd reserves the right to  
change any or all details without prior notice.  
Every effort has been made to ensure the  
information is accurate at the time of printing.

**schiavello**

