

Steelcase

[steelcase.asia](https://steelcase.asia)

**Hong Kong** +852 2520 0160 **Tokyo** +81 3 3448 9611 **Sydney** +61 2 9660 5511 **Shanghai** +86 21 6137 6288  
**Beijing** +86 10 5911 3988 **Singapore** +65 6738 5225 **Mumbai** +91 22 6121 3500 **Bangalore** +91 80 3055 0300  
**Delhi** +91 124 6103 000 **Hyderabad** +91 40 67046400

AP2330E© 2021Steelcase Inc. All rights reserved. All specifications subject to change without notice.  
Trademarks used herein are the property of Steelcase Inc. or of their respective owners.



STEELCASE® FLEX ACTIVE FRAMES

# Building a Resilient Workspace

The workplace environment will need to be flexible to adapt easily to the changes in where and how people work, as well as changing business circumstances. Workplaces in the future will embrace multi-use spaces that can support diverse types of activities.

Mobile, easy to move settings will allow spaces to expand and contract to support distancing needs while accommodating different groups and activities. Empowering teams to work in new ways will allow organizations to compete effectively.



Steelcase Flex Active Frames are adaptable structures that frame space by creating flexible, productive and inspiring homes for dynamic teams.



## Create a Home for Teams

Active Frames provide teams with a place they can call their own—a space that gives them just the right amount of shelter and privacy to do their best work.

Balance open flexibility with privacy and safety by defining team space using Active Frames.

# Support Dynamic Collaboration

Active Frames provide high-performing teams with adaptable space that keeps up with their process and keeps them in flow.

With large horizontal work surfaces, Active Frames is engineered to support active collaboration and dynamic work.



# Make it Yours

Active Frames give teams the ability to customize their workspace to meet their team and individual preferences.



Quick access storage space and the inclusion of a rack makes keeping essential tools and personal items close easy. Lockable doors can be added to a cubby to add protection for personal items.



Waterfall



L-Shape

Active Frames offer endless options and a diverse portfolio of inspiring designs that can fit into a variety of workplace landscapes.



4-High



5-High



End of Run



Work Bridge



Work Island



Low Boundary



The easy configurability and flexible nature of Active Frames allows it to grow with the evolving needs of each team.



Designed for the open office, Active Frames serve as foundational elements that create team neighborhoods and maximize space across a floorplan.



Infills



Doors




Fixed Boards



Cable Management Clip



Bookends



Coat Rod



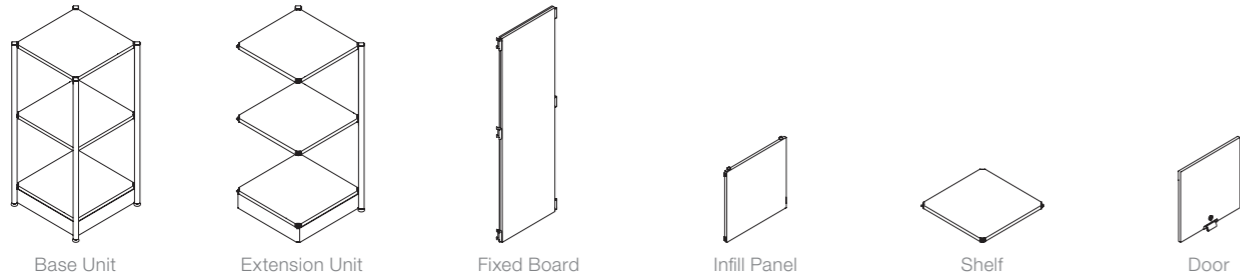
Board Clips

Essential features create functional spaces and support team productivity.

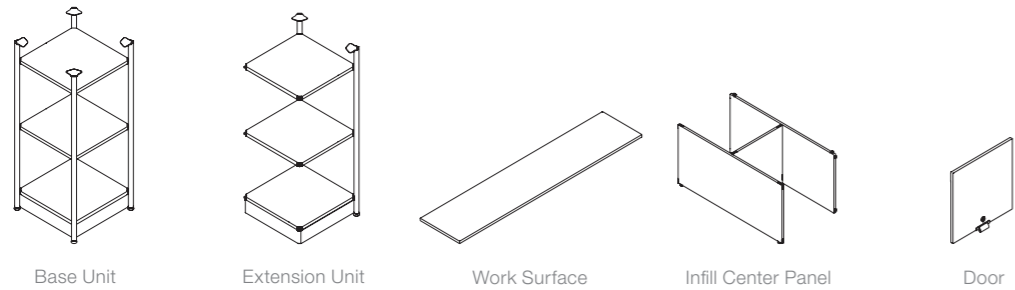


# Statement of Line

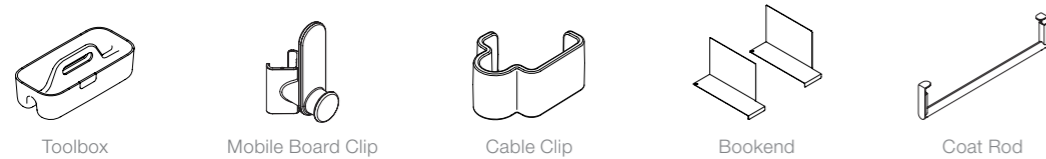
## Frames



## Work Island




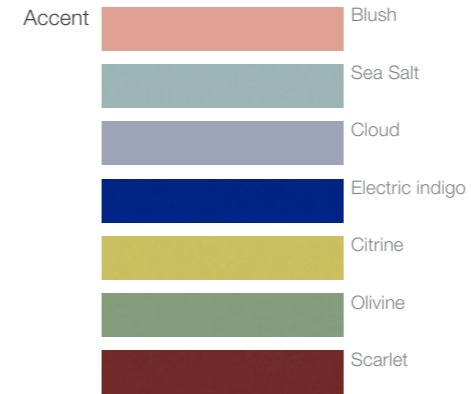
## Accessories



# Surface Materials

## Frame & Shelves

### Paint



## Hard Infill & Common Top

### Laminate




## Soft Infill

### PET



### PET boards



Surface material images are provided as a preliminary color reference and should not be used for final color selection.

## Sustainability

We believe that providing the best solutions for our customers begins by ensuring they're the best solutions for our environment. Every step of the way – through design, manufacturing, delivery, and product lifecycle – we consider the impact of our work on people and the environment.

Flex Active Frames offers:

- FSC Certification
- Green Tick Certification
- Blue Tick Certification



For more than 109 years, Steelcase has provided insight-led solutions to create great work and education experiences for the world's leading organisations. Along with our family of brands, we offer a comprehensive portfolio of furniture and technology products and services that inspire people to do their best work.